



# BBQ COACH

## #1 DIY Outdoor Kitchen System



Oct. 2019 M-F Open 9-4  
1822 McGaw Ave IRVINE 92614

# 800-227-9508



FRAME



CEMENT BOARD



FINISH



**Patent Pending**



**Welded Tube Corners**

**No Cut Connectors**

**As Seen On HGTV**

**The Only Welded Frame You Can Screw Together!**

**HEAVY DUTY 18 GA STEEL**



# BBQ Coach System

## BBQ COACH ADVANTAGE

- Step by Step Videos Online
- 18 Gauge Heavy Duty Tracks
- Welded Tube Corners with Super Strength
- No Cut Connectors
- Detailed Instructions
- G60 Galvanization For Exterior Use
- Supports Granite & Concrete Counters
- Stone Veneer Siding Approved
- All Climates Approved
- Non Combustible - No Grill Jacket Needed

## Warning!!!

*Beware of Copycat Competitors selling thin 25 gauge interior steel with unprofessional & unsafe designs. Only BBQ Coach Offers Welded Tube Corners, no cut connectors and a complete DIY System that is safe and designed to last. Our System is Professionally Engineered and manufactured in a real factory, not some guys garage.*

WOW ! BBQ COACH Built this frame in only 5 1/2 Hours Using the BBQ Coach System. BBQ Coach is #1

# Amazing Results!





## HOW 2 ORDER THE BBQ COACH SYSTEM



1

**MEASURE YOUR SPACE** FOR THE LENGTHS OF EACH WING OF YOUR OUTDOOR KITCHEN

Buy enough 4 ft, 5 ft & 8 ft modules to frame in your space. Click on Step 1. to order.

2

**Make a list of your chosen appliances.**

Select the matching appliance cutout kits for your chosen appliances. All cutout kits include connectors for standard installation.

3

**Add Back Splash and Overhang Kits.** Sold in 4ft and 1ft sections. Buy enough 4ft kits to fill in your design.

4ft Back Splash kits include 4 connector plates for easy attachment to the back of modules.

12" Over Hang kits require Hidden Bar Supports SOLD SEPARATE.

4

### NEEDED EXTRAS

Buy 2 connector plates per union of 2 modules.

Air vents every 4-6 ft. REQUIRED FOR GAS APPLIANCES. BE SAFE & VENT YOUR ISLAND!

1 pack shims a must have

1-5 box framing screws. 1 box decking board screws, 1-2 box cement board screws

2 hidden bar supports for every section of 12" over hang\*

1 bar gap filler to connect 12" over hang around a 90 degree corner.

Decking board strips for under the frame. Must be installed for warranty.

*\* granite slab 12" over hangs require 1 extra hidden bar support for 4ft section \**

*concrete slabs need 1 hidden bar support every 12" on center for 12" over hangs frame.*





# Over 15,000 Families Have Used BBQ COACH **With Amazing Results!**

For Design Ideas Visit Our FIND A PLAN page at [www.BbqCoach.com](http://www.BbqCoach.com)





# The Only Welded Frame You Can Screw Together!

# HEAVY DUTY

## BBQ COACH TIPS:

Start in the corner of your location and assemble one module at a time. When you get to the last section of each leg of your island, measure and cut the 4 length wall tracks to a custom length module before assembly.

**Custom Depth** you can pre-cut the 4 end frame tracks down from 32" to another size like: 30, 28 or 24". *Note: you are responsible if you cut it to short and your appliances do not fit.*



## 18 Gauge Heavy Duty Steel Tracks For Professional Grade



## Welded Tube Corners



2 Pieces of Tubular Steel Welded Together for Super Strong Corners



**Welded BBQ Frames  
cost \$200 In ft.**

BBQ Coach mass  
produces 4ft module  
kits for low prices  
under \$40. In ft.  
Great Price for Welded  
Heavy Duty Steel!

BBQ Coach Tube Corners Give You **Perfect 90 degree Angles.**



Buy as many 4ft, 5ft & 8ft module's as needed to fill your space.

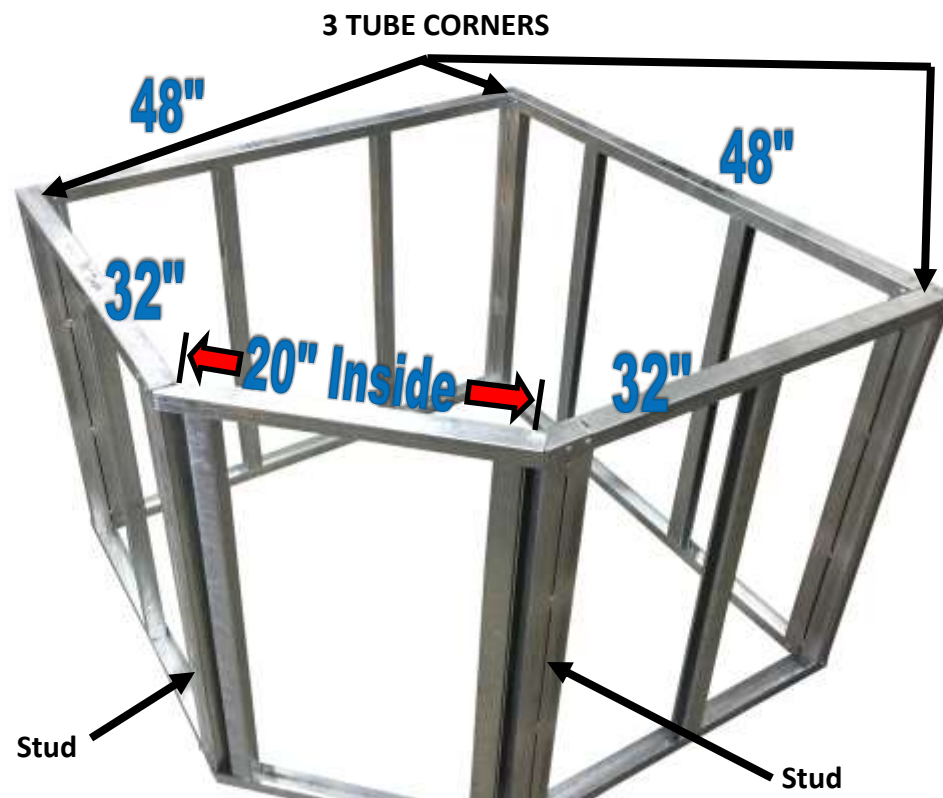


## 32" Diagonal Corner Module



### DIAGONAL CORNER MODULE For Sink or Egg Smoker

The Diagonal Corner Module Frame Kit Includes the perimeter frame only. You will need to buy Universal Cutout Kits plus connectors to frame cutouts for a Sink, Egg Smoker and/or access door on the front. If you plan to have no appliances in the counter top we recommend you install the sink kit to support the counter top. **Additional Parts Needed** shown in chart below. For egg add 3 universal cutout kits + 4 horizontal connectors. For a sink or counter top support add 1 universal cutout kit + 4 Horizontal Connectors. These additional parts are now included and offered as 2 different products.



### Perfect for Egg Smokers or Sinks

#### Includes:

- 3 ea. welded tube corners
- 10 ea. studs
- 4 ea. 32" end frame tracks
- 4 ea. long tracks
- 2 ea Diagonal Gap Parts (sharp edges wear gloves)

#### PLUS SINK or Egg Kit

#### Not Included:

*framing screws, actual appliances, vents, cement board, finishing materials, etc...*

#### PART #

|                                 |                |
|---------------------------------|----------------|
| 32" Diagonal Corner SINK Module | BBQ-MOD-DCSINK |
| 32" Diagonal Corner EGG Module  | BBQ-MOD-DCEGG  |

# How To Trim Modules

With any DIY Project you have to do some cutting. If you do a tile job you will need a tile cutter. If you do an electrical job you will need wire cutters. If you want to build your own outdoor kitchen frame your going to need a chop saw.

## Dry Cut-Off Saw is the Safest and Easiest way to cut steel studs

and tracks. At Harbor Freight Tools they have a 6" for around \$45 and a 14" the most popular size for around \$90. Make sure to also get a full face safety shield, leather gloves and the blade to cut metal. Anyone can easily cut steel studs with this power tool!

### **WARNING**

A Full face shield and leather gloves should be worn when using a chop saw. MAKE SURE NO FLAMMABLE ITEMS ARE CLOSE BY THAT COULD IGNITE FROM HOT SPARKS, ESPECIALLY PROPANE TANKS. Follow all chop saw manufacturer instructions.



Watch Our Video on You Tube "How 2 Cut Steel Framing." where the Coach shows how easy it is to do with a 14" chop saw.



**14" Chop Saw**



14" Metal Cutting Blade cost \$6-8.





**TIP:** Try to plan your island with 4 ft, 5 ft & 8 ft modules to eliminate the need for trimming the modules.

## Measure Your Space

**Select enough 4ft, 5ft & 8ft modules to fill your space.**

If needed you will trim the last module on each leg to fit.

Visit [www.Bbqcoach.com](http://www.Bbqcoach.com) **click on step 1 to order these modules.**

**Select Design:** Straight Island—L Island - U Island

**Measure Maximum Lengths :**

**A:**

**B:**

**C:**

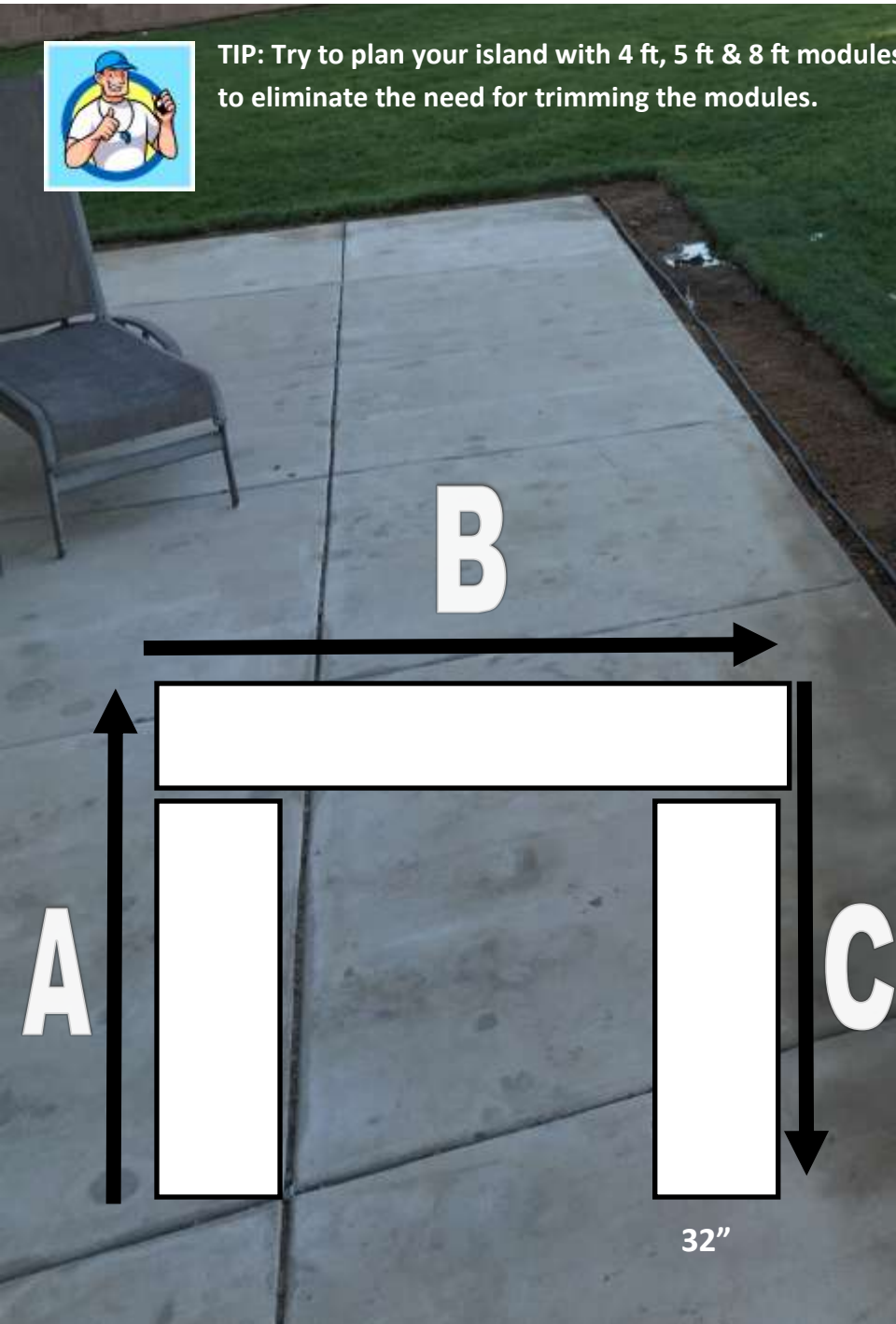
Circle Which Wings Have **Back Splash:**    A   B   C

Circle Which Wings Have **12" Over Hang**   A   B   C

Note: you combine Back Splash + Over Hang to create a split bar counter which is a very popular design.

**KEEP IT SIMPLE!**

Just buy enough 4 ft, 5 ft & 8 ft sections to fill your space. You will start in the corner and assemble one module at a time. When you get to the end of each leg you will trim the length wall tracks for a custom fit before assembly. Standard Depth is 32". **Plan 32" depth to avoid cutting.**





# Real 8 Ft Module!

**Our Modules Are HEAVY DUTY  
STEEL NOT THIN ALUMINUM!**

**BBQ Coach is the only manufacturer of 8 ft long**

**All Modules 32" Depth—You can trim shorter**



**8 ft module Standard Height — HEAVY DUTY!**    **Part# BBQ-MOD8**

**Reg Price \$399.98**

**Includes:** 4 tracks 93 5/8" long (add 3 3/8" for welded tube corners = 96")

**4 tracks 32"** for end frames

- 4 welded tube corners for end frame corners

**10 studs 35"** high



**8 ft module Bar Height — HEAVY DUTY!**    **Part# BBQ-MOD8-BH**

**Reg Price \$559.98**

**Includes:** 4 tracks 93 5/8" long (add 3 3/8 for welded tube corners = 96")

**4 tracks 32"** for end frames

- 4 bar height welded tube corners for end frame corners

**10 studs 41"** high



**4 Ft Straight Mod.**

**Part# BBQ-mod4**

**Reg. Price \$259.98**

**Includes:** 4 each Welded Tube Corners 35" High  
4 each 32" End Frame Tracks

6 Each Heavy Duty Studs

4 each 47 7/8" Length Wall Tracks

note" for a true 4ft module you must trim the 4 length wall tracks to 44 5/8 before assembly



**5 Ft Straight Mod.**

**Part #BBQ- mod5**

**Reg. Price \$299.98**

**Includes:** 4 each Welded Tube Corners 35" High  
4 each 32" End Frame Tracks

6 Each Heavy Duty Studs

4 each 56 5/8" Length Wall Tracks (56 5/8 + 3 3/8" welded tube corners = 60")



**4 Ft Bar Height Mod. 41" TALL**

**Part # BBQ-mod4-BH**

**Reg Price \$359.98**

**Includes:** 6 Heavy Duty Studs 41" High  
4 each 47 7/8" Length Wall Tracks

4 each 32" End Frame Tracks

4 each Welded Tube Corners 41" High

**ALL Cutout Kits  
Include Connectors  
as needed for  
standard  
installation.**



## Step 2. Select Cutout Kits

Each Of Your Chosen Appliances Need A Universal Cutout Kit to provide the extra tracks, studs and connectors to support it within the module frame. We have created packages below for most standard appliances.

If you have a grill—buy a grill cutout kit. If you have 3 doors—buy 3 door cutout kits... You will trim to fit.



**Grill Kit Part # BBQ-CO-Grill**

All grills up to 48" If you have a grill that also requires a platform then add a grill platform kit Part # BBQ-CO-GP (sold separate)



**Slide-in Side Burner Kit**

Part # BBQ-CO-SB

All Side Burners up to 32" If you have a side burner that also requires a platform then add a side burner platform kit Part # BBQ-CO-SBP (sold separate)



**Drop-in Side Burner Kit**

Part # BBQ-CO-DSB



**Double door kit BBQ-CO-DD**

Single door kit BBQ-CO-SD



**Vertical Drawer Kit**

Part # BBQ-CO-VDRW

Fits all single, double & triple drawers up to 18" wide.



**XL Drawer Kit**

Part # BBQ-CO-XLDRW for combos and drawers 19-38" wide



**Triple Combo Kit**

Part # BBQ-CO-combo3 for triple combos 39"-47 7/8" wide



**fridge Kit Part # BBQ-CO-F**

Keg Fridge Part# BBQ-CO-Keg



**Sink Kit**

Part # BBQ-CO-Sink



**Trash/Propane Drawer Kit**

Part # BBQ-CO-TR/PRO



**Drop-in Ice Bin Kit**

Part # BBQ-CO-Ice



**Paper Towel Bin Kit**

Part # BBQ-CO-Door



**Open Egg Kit**

Part # BBQ-CO-OE



**Drop Down Burner Kit**

Part # BBQ-CO-DPB



**Bar Center Kit**

Part # BBQ-CO-Bar



**Grill Cart Kit Kit**

Part # BBQ-CO-DWGC



## NEW Tube Corner Appliance Cutout Kits



**No More Dangerous Cutting of the top track if you Use This System!**

ANOTHER BBQ COACH INNOVATION!!! PATENT PENDING.

You can Use this system for:

Grills

Bar Centers

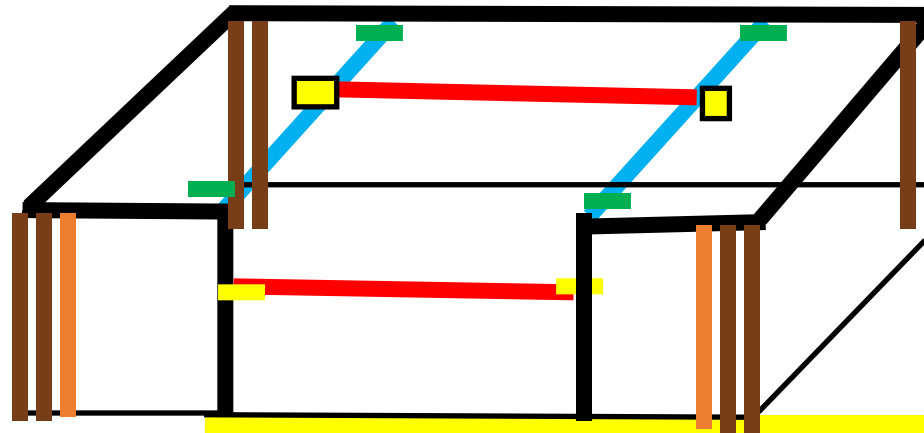
Slide in Side Burner

Fridge

Open Egg Smoker

Drop Down Power Burners

Grill Cart Openings



### PARTS INCLUDED With A Tube Corner Cut Out Kit







- |   |   |
|---|---|
| 4 Tube Corners included with modules          |  |
| 2 Grill Studs Precut for 32" Depth modules    |  |
| 2 Tracks 47 7/8" ea. Behind/Below Grill       |  |
| 4ea CT Catcher Tracks holds rt/lt grill studs |  |
| 4ea Vertical Connectors                       |  |
| 2ea Extra studs 35" high                      |  |

Diagram Shows A Tube Corner cutout kit installed into a 4 or 5 ft Straight Module

**AMAZING!**

With tube corners, you do not have to cut the top track out for the grill to slide in making it much safer for Homeowners.



**Open Egg Cutout**

Open Egg Cutout Kit. Part# BBQ-CO-OE

This cutout kit allows you to set the height of the platform for your brand and model Egg. Our 32" depth modules work perfect for the Big Green XL, Kamado Joe and Primo XL. If you want to install a single drawer under the egg then you will also need and XL Drawer Cutout Kit.



**Power Burner Cutout**

Drop Down Burner Cutout Kit. Part# BBQ-CO-DPB

This cutout kit allows you to set the height of the cutout for your brand Power Burner. The two standards for a drop is 6" or 12". The 6" leaves more space if you want to add a single drawer below the burner. If you have no drawer then you may want the full 12" drop down.

*module sold separate*



## BBQ Island Use To Be Constructed Of Concrete Blocks.

New Building Methods of Using Steel Studs Replaced this old fashioned and time consuming way of construction. However with little information many people mistakenly use light weight interior steel to build bbq islands. Big Mistake...

BBQ Coach was the first company to use Real Exterior Structural 18 Gauge Steel. Then we took it a step further with Welded Tube Corners and Connectors.

We Believe If You are trying to replace concrete block that it only make sense to use Heavy Duty Steel with Welded Corners. **Build It Right! Use BBQ Coach Kits!**



**BBQ COACH FRAMES**  
are Strong Like Concrete Block





## Step 3. Upgrades

Only Sold in 4 Ft Lengths

SOLD IN 4 Ft Sections Only in order to mass produce it and keep Prices as Low as Possible.



### 6" High Back Splash Kit Part # BBQ-BS6 \$79.98

Measure 2 1/2" x 41" high before you add decking board strips under the base of the frame. If you want to make a higher back splash kit you can mount our 12" over hang kit to the top creating an 18" high backsplash.

Includes 4 connector plates.



### How To Create A Split Bar Counter

Combine our 6" high back splash kit part#BBQ-BS6 with our 12" over hang kit Part # BBQ-OH12

Hidden Bar Supports to reinforce over hang sold Separate.

For tile counters use 2 per section. Granite 3 per section.

Concrete Slabs one each end + 12" on center



### 4" OVER HANG KIT Part # BBQ-OH4 \$59.98

This frame is required for Tile Counter tops that will over hang the counter. It is not needed for Granite or concrete slabs. No hidden bar supports needed. Recommended for tile counters over stone siding to keep the water out from behind the stone. Water getting behind the stone can make the stone fall off in time.



### 12" OVER HANG KIT Part # BBQ-OH12 \$59.98

This frame is required for Tile Counter tops that will over hang the counter. It is optional for Granite and concrete slabs. It requires hidden bar supports part #BBQ-HBS sold separate to reinforce it.

## G4000 Rounded Over Hang

**G4000**

Part# BBQ-G4000

Rounded Overhang Frame Kit.

This kit makes a nice rounded overhang on the end of the island that can stand alone or tie into a split bar counter as shown in the photo to the right.

Adds approx. 22" to the end of the island.

Requires 2 hidden bar supports sold separate.

**Includes:**

Rounded curve track

Transition Bar Wall Parts

Table Studs

**Not Included:** cement board, hidden bar supports, screws, vents, etc...



For curve use 1/2" Perma Base Flex cement board. If not available cut small 4" strips and cover with thin-set.

Install 1/4" thick cement board under all over hangs.  
Use screws + Adhesive



**G4000 Supports this Concrete Counter**





- A. 5 ft Module + Grill Kit + XL Drawer kit + Slide in side Burner Kit + Door Kit
- B. 5 ft module + sink kit + door kit + CTT
- C. 5 ft module + Standard Vertical Drawer Kit + Fridge kit + CTT
- D. 2 each 4ft of 6" High Back Splash Kits

E. 3 each 4 ft sections of 6" high back splash kit + 3 each 4ft sections of 12" over hang-kit + 6 hidden bar supports to reinforce the over hang.

NEEDED Extras: 1 box 4lbs framing screws + 4-5 air vents + 4 connector plates



# Step 4. Needed Exrta's

**SOLD Separate: Screws, Air Vents, Shims, Decking Board Strips, Stucco.**



BBQ Coach Framing Screws.  
Part# BBQ-FS1  
Sold in 1 lbs boxes. Needed to  
screw your frames together.  
Buy 1—5 boxes



BBQ Coach Decking Board Strips  
Part # BBQ-DB4pk (4 pcs)  
Part# BBQ-DB1 (1 pcs)  
  
Buy at Home Depot or Lowes to  
save the most money!



BBQ Coach Cement Board Stucco - White.  
You can buy stucco paint to match the  
color of your house.



BBQ Coach Decking Board Screws.  
Part # BBQ-DS1  
Sold in 1 lbs boxes.  
Buy 1 box. One box is plenty.



BBQ Coach Composite Shims.  
Part # BBQ-SHIM  
A must have to install cement  
board and level your frame.



BBQ Coach Cement Board Screws.  
Part# BBQ-CB4  
Sold in 4 lbs boxes. Needed to screw  
your cement board to the frame.  
Buy 1—2 boxes .



BBQ Coach Hidden Bar Supports  
Part # BBQ-HBS  
Tile Counter: 2 per section (every 4ft)  
Granite Slab: 3 per section (every 2 ft)  
Concrete Slab: 1 every 1ft OC.



We recommend you pre paint the  
cement board with stucco adhesive  
or a concrete bonding adhesive. 1  
gallon is enough for most islands.



BBQ Coach Connector Plates.  
Part# BBQ-CP Sold 1 each  
Buy 2 Connector Plates for each  
union of 2 modules.



Part # BBQ-Vent

**WARNING: VENTS REQUIRED**

Outdoor Kitchen Islands with Gas Appliances Must be vented for safety. Not doing so can cause a deadly gas explosion. We recommend vents installed every 4-6 linear ft. They are also need for a fridge.





# Counter Top Supports CTT

Part # BBQ-CTT

Counter top supports are needed for cement board seams and counter top support.


Fig, **A**



## Example 1.

If you have a module with no counter top appliances then you are left with a big open hole. We install one counter top support in the center of the top of the module. SHOWN AS FIG. A

**B C**



## Example 2.

If you have cement board seam in the counter top you need a full CTT under each edge of the cement board. SHOWN AS FIG B AND C



## 1 CTT Includes:



2 ea. Horizontal Connectors




1 ea. Pre-Cut Track



## Decking Board Strips

Decking Board Strips—4 pack

Part # BBQ-DB4PK



Decking Board Strips are approx. 1" thick and are sold in packs of 4 at 32" length. Place 4 decking boards under the 4ft module as shown in picture above. You will also need to put decking boards under all modules, Back Splash, custom angle and/or foot rest kits.

**Our Pre-Cut Composite Decking Boards Saves You Cutting!**



Buy Veranda Composite decking at Home Depot approx \$18 for a 8ft long board or buy TREX composite decking at LOWES. Run the boards the full length of the module under the rear frame and the front frame instead of front to back as shown for our pre-cut decking boards.





**Factory  
Direct  
Pricing**



## BBQ COACH COMPONENTS

**304 Grade Stainless Steel with Double Wall Construction and hidden hinges.** Up to 50% Off the prices of Other Brands of = or less quality. BBQ Coach Designs Professional Grade Products from over 20 years experience as a Professional Outdoor Kitchen Builder in California.



Extended Mounting Flash 2" Long  
for stone veneer or stucco siding



Raised Finish Looks Great  
sits flush for stucco or thin stone



High Quality Packaging  
to prevent shipping damage



Beautiful Handles in Box not loose  
Even little things count!



**VOTED #1 FOR BEST VALUE - PRICE IS ROCK BOTTOM—NO EXTRA DISCOUNTS**



**14x 20 Vertical Door** Part# BBQ-1420VD  
Easy to center under sinks & large enough for a LP Tank to pass thru. Fits Diagonal Sink/Egg Module  
Double wall construction 304 Grade S/S Handle is reversible for left or right side  
**This Door Should Cost \$259.99**

**\$129.99**



**BBQ COACH Components are your Best Choice, Here's Why:**

Highest Quality craftsmanship with hidden hinges, 304 grade stainless steel, double wall construction and beautiful handles. Everything you would expect from the Finest Quality Manufacturers at nearly 1/2 the Price.

BBQ Coach has lower prices than other manufacturers because we sell direct and not thru middlemen.

**We are your Best Choice!**



**14x 20 Horizontal Door** Part# BBQ-2014HD  
Use under a 3 burner grill  
Double wall construction 304 Grade S/S  
Handle is reversible for left or right side  
**This Door Should Cost \$259.99**

**\$129.99**



**24" Double Door** Part# BBQ-24DD  
Beautiful Double Doors perfect for under a sink, Ice Bin , Bar Center or small grill  
**This Door Should Cost \$320.99**

**169.99**



**31" Double Door** Part# BBQ-31DD  
Beautiful Double Doors perfect for under a grill or for extra storage. Includes Paper Towel Holder on Inside of Door  
**This Door Should Cost \$399.99**

**\$199.99**



**Triple Drawer** Part# BBQ-3DR Double wall construction 304 Grade S/S **This Triple Drawer Should Cost \$700 SALE \$399.99**



This triple drawer unit is so popular we have trouble keeping them in stock. It is made of Premium Quality 304 Grade Stainless Steel and cooks love to have the storage space of 3 drawers. This unit needs the full space from top to bottom of the island. If you want drawers below your side burner you would want to use our double drawers that are shorter in height.



**BBQ COACH DOUBLE DRAWER** Part # BBQ-2DR This Double Drawer Should Cost \$599.99 **SALE \$299.99**

Extremely well built double drawers. Premium 304 grade stainless steel Double Wall Construction & Beautiful Handles that Shine



**BBQ Coach Single Drawer** Part# BBQ-1DR Price \$399.98 Perfect for under your Egg Smoker or Side burner!

**SALE PRICE \$199.99**

### TRASH DRAWER



This is a well designed trash drawer. Made if the best materials to hold up in all weather climates. It holds the included trash can snug so it does not tip over when sliding in and out. **Why pay \$500 to \$600 for a trash drawer when this one is under \$300 when on sale.**

BBQ COACH Trash Drawer Price \$424.99 Part# BBQ-TR  
304 grade stainless steel. Trash can included. **SALE \$297.99**



### PROPANE DRAWER

This high quality Propane Storage Drawer is well worth the money. It takes away all of the hassle of having a propane tank. BBQ COACH Propane Drawer \$424.99  
Part# BBQ-PRO

304 grade stainless steel.  
Propane tank not included

**SALE \$ 276.99**



## BBQ COACH Drop In Ice Bin

Part # BBQ-ICE Reg Price \$700. **SALE \$350.99**

304 grade stainless steel Double wall construction with drain hole. Reversible With the BBQ Coach Ice bin you can place it in the island vertical for small islands or horizontal when space provides. Great for parties. You can use a 5 gallon bucket to catch the melting ice water or plumb it. We recommend access doors below, sold separate.



## BBQ COACH 2 Drawer/Door Combo

reg price \$899.98 **SALE \$449.99**



## BBQ COACH DELUXE DOUBLE SIDE BURNER

Part# BBQ-SB2 Reg Price \$749.99 **SALE \$349.99**

This is a high quality side burner constructed of 304 grade stainless steel. REAL CAST BURNERS  
A Side Burner of this quality should sell for \$499.

## Stainless Steel 32 Inch 4 Burner Gas Grill With Infrared Back Burner

Part# BBQ-Grill4 Reg. Price: \$1799.99 **SALE PRICE IS ONLINE at [www.bbqcoach.com](http://www.bbqcoach.com)**



12,000 BTUs per burner, total 48,000 BTUs. 12,000 BTUs for back burner.

- ☐ Heavy gauge 304 stainless steel main burners.
- ☐ 8mm stainless steel 304 cooking grates.
- ☐ Push and turn flame-thrower primary ignition system, fire crossers secondary ignition system.
- ☐ Total cooking surface 718 sq inches .
- ☐ Flame tamers minimize flare-ups while adding a grilled flavor.
- ☐ Double-lined grill hood protects outer layer from heat discoloration and maintains more heat.
- ☐ Fuel type: LP or NG.
- ☐ Rotisserie kit sold separate



BBQ COACH is a CAL FLAME Authorized Dealer

## LOW COST GRILLS FROM CAL FLAME

more choices online in our store



**SALE \$1343**

Cal Flame G3 25-Inch 3-Burner Built-In Natural Gas BBQ Grill (Ships As Propane With Conversion Fittings)



**SALE \$1472**

Cal Flame G4 32-Inch 4-Burner Built-In Natural Gas BBQ Grill (Ships As Propane With Conversion Fittings)





# BBQ Coach Components

## Cutout Measurements

## Actual Overall Size with TRIM

| BBQ Coach Component Cutout Measurements | Length  | Depth   | Height  | Length  | Depth   | Height  |
|---|---------|---------|---------|---------|---------|---------|
| 14 x 20 vertical door                   | 14 1/4" |         | 20 1/4" | 16 1/2" |         | 22 3/8" |
| 14 x 20 horizontal door                 | 20 1/4" |         | 14 1/4" | 22 3/8" |         | 16 1/2" |
| 24" Double Door                         | 20 1/2" |         | 20 3/8" | 24 1/2" |         | 24 1/2" |
| 31" Double Door                         | 26 1/4" |         | 20 3/8" | 30 1/2" |         | 24 1/2" |
| Double Drawer                           | 14 1/2" | 17 3/8" | 20 3/8" | 16 1/2" | 17 1/8" | 22 1/2" |
| Triple Drawer                           | 16 7/8" | 17 3/8" | 24 1/4" | 18 1/2" | 17 1/4" | 25"     |
| Trash Drawer                            | 12 1/2" | 20 1/2" | 24 1/4" | 14 1/2" | 20"     | 26"     |
| Propane Drawer                          | 13 1/2" | 16 1/4" | 20 1/2" | 15      | 17      | 22      |
| Ice Bin                                 | 23 3/8" | 17 3/8" | 12 1/4" | 24 1/8" | 18 1/4" | 13"     |
| 2 Drawer/Door Combo                     | 29      | 17 1/2  | 20 1/2  | 31      | 18      | 22      |
| 30" Bar Center                          | 30"     | 22 1/4" | 9 5/8"  | 31"     | 25"     | 10 1/8" |
| Paper Towel Bin                         | 13 1/4" | 7 1/4"  | 8 1/4"  | 15 1/4" | 7"      | 10 1/4" |



NOTE: These sizes can vary slightly during the manufacturing process. We Always Recommend you test fit your BBQ Coach components into the frame before installing the finish. We are not responsible if for some reason these measurements change after publication.

## STEP 1. MODULES

| QTY.                                  | Description   | Reg Price     | Part #         | <b>Shipping Rates</b><br><br>The Computer will calculate shipping cost during checkout. This is heavy steel and not cheap aluminum. We have Big Sales Occasionally that help you better afford to pay the shipping cost. |
|---------------------------------------|---|---------------|----------------|--|
|                                       | <b>4 Ft Straight Module</b> —Standard Cooking Height 35" Studs—Welded Tube Corners  | <b>259.98</b> | BBQ-MOD4       |  |
|                                       | <b>5 Ft Straight Module</b> —Standard Cooking Height 35" Studs—Welded Tube Corners  | <b>299.98</b> | BBQ-MOD5       |  |
|                                       | <b>8 Ft. Straight Module</b> —Standard Cooking Height 35" Studs—Welded Tube Corners | <b>399.98</b> | BBQ-MOD8       |  |
|                                       | <b>4 Ft. <u>BAR HEIGHT</u> MODULE</b> —4 ft x 32" Depth 41" High Studs              | <b>359.98</b> | BBQ-MOD4-BH    |  |
|                                       | <b>8 Ft <u>BAR HEIGHT</u> MODULE</b> —8 ft x 32" Depth x 41" High STuds             | <b>559.98</b> | BBQ-MOD8-BH    |  |
|                                       | <b>32" Diagonal Corner SINK Module</b>  | <b>399.98</b> | BBQ-MOD-DCSINK |  |
| <b>32" DIAGANOL Corner Egg Module</b> |   | <b>458.98</b> | BBQ-MOD-DCEGG  |  |

## STEP 2. Appliance Cutout Kits & Connectors

|  |   | Max width | SALE Price          | Part #         |
|--|---|-----------|---------------------|----------------|
|  | <b>Universal 32" Depth Cutout Kit</b> — Use for sink & egg cutouts or extra track/studs | 47 7/8"   | <b>35.99</b> Reg 72 | BBQ-CO         |
|  | <b>1 5/8" Vertical No Cut Connector for BBQ Coach Kits</b>                              |           | <b>2.99</b>         | BBQ-VC158      |
|  | <b>1 5/8" Horizontal No Cut Connector for BBQ Coach Kits</b>                            |           | <b>4.99</b>         | BBQ-HC158      |
|  | <b>Grill Cutout Kit</b>   | 47 7/8"   | <b>36.99</b> reg 70 | BBQ-CO-Grill   |
|  | <b>Grill XL Cutout Kit</b>  | 56 5/8"   | <b>46.99</b> reg 99 | BBQ-CO-Grill56 |
|  | <b>Grill Platform Kit</b>   | 47 7/8"   | <b>19.99</b> reg 30 | BBQ-CO-GP      |
|  | <b>Slide in Side burner Kit</b>   | 32"       | <b>36.99</b> reg 70 | BBQ-CO-SB      |
|  | <b>Side Burner Platform kit</b>   | 32"       | <b>19.99</b> reg30  | BBQ-CO-SBP     |
|  | <b>Drop In Side Burner Kit</b>  | 32"       | <b>29.99</b> reg 60 | BBQ-CO-DSB     |
|  | <b>Single Door Kit</b> (use also for paper towel bin or tilt out trash)                 | 32"       | <b>19.99</b> reg 40 | BBQ-CO-SD      |

|  |   | Max width | Price        | Part #        |
|--|---|-----------|--------------|---------------|
|  | Double Door Kit   | 48        | <b>24.99</b> | BBQ-CO-DD     |
|  | Standard Vertical Drawer Kit  | 32        | <b>24.99</b> | BBQ-CO-VDRW   |
|  | UNIVERSAL BAR HEIGHT CUTOUT KIT includes 3ea 4ft tracks + 2ea 41"bar ht studs | 47 7/8"   | <b>29.99</b> | BBQ-CO-BH     |
|  | Triple Combo Kit  | 47 7/8"   | <b>56.99</b> | BBQ-CO-Combo3 |
|  | Trash / Propane Drawer Kit  | 32"       | <b>24.99</b> | BBQ-CO-TR/PRO |
|  | SINK kit  | 47 7/8    | <b>29.99</b> | BBQ-CO-Sink   |
|  | Drop In Ice Bin kit   | 47 7/8    | <b>29.99</b> | BBQ-CO-Ice    |
|  | Fridge kit with 2 Tube Corners  | 32"       | <b>29.99</b> | BBQ-CO-F      |
|  | Keg kit with 2 Tube Corners   | 32"       | <b>42.99</b> | BBQ-CO-keg    |
|  | BAR CENTER kit with 2 Tube Corners  | 47 7/8"   | <b>36.99</b> | BBQ-CO-BAR    |
|  | Enclosed Egg Smoker Kit.  | 36"       | <b>39.99</b> | BBQ-Co-EggEnc |
|  | OPEN EGG Kit with 2 Tube Corners Very Popular!                                | 36"       | <b>99.99</b> | BBQ-CO-OE     |
|  | Drop Down Burner Kit with 2 Tube Corners                                      | 36"       | <b>99.99</b> | BBQ-CO-DDB    |
|  | XL DRAWER KIT   | 47 7/8"   | <b>39.99</b> | BBQ-CO-XLDRW  |

| STEP 3. UPGRADES |   | SALE PRICE   | Part#     |
|------------------|---|--------------|-----------|
|                  | 4 Ft of 6" High Back Splash Kit includes 4 connector plates     | <b>39.99</b> | BBQ-BS6-4 |
|                  | 1 Ft of 6" High Back Splash Kit no connector plates             | <b>9.99</b>  | BBQ-BS6-1 |
|                  | 4 ft of 12" Over hang Kit                                       | <b>29.99</b> | BBQ-OH12  |
|                  | 1 ft of 12" Over Hang Kit                                       | <b>8.99</b>  | BBQ-OH121 |
|                  | 4 ft. of 4" Over hang kit <i>hidden bar supports not needed</i> | <b>29.99</b> | BBQ-OH4   |
|                  | 4 Ft of 6x6 Footrest Kit  | <b>49.99</b> | BBQ-FR    |





## STEP 4. NEEDED EXTRAS

| QTY. | Description   | PRICE        | Part #      |
|------|---|--------------|-------------|
|      | 1 lbs box of Framing Screws with low profile head               | <b>7.99</b>  | BBQ-FS1     |
|      | 4 lbs box of Framing Screws with low profile head               | <b>29.99</b> | BBQ-FS4     |
|      | 1 lbs box of Decking Board Screws                               | <b>8.</b>    | BBQ-DS1     |
|      | 4 lbs box of premium Cement Board Screws                        | <b>32.99</b> | BBQ-CB4     |
|      | 1 lbs box premium cement board screws                           | <b>8.99</b>  | BBQ-CB1     |
|      | Connector Plates  | <b>1.99</b>  | BBQ-CONPL   |
|      | Hidden Bar Supports   | <b>9.99</b>  | BBQ-HBS     |
|      | Composite Shims   | <b>5.99</b>  | BBQ-SHIM    |
|      | Stainless Steel Air Vent  | <b>19.99</b> | BBQ-Vent    |
|      | Custom Angle Kit  | <b>29.99</b> | BBQ-AK      |
|      | 32" Decking Board Strips— <b>4 pack</b>                         | <b>31.99</b> | BBQ-DB4PK   |
|      | 32" Decking Board Strip—1 pcs                                   | <b>7.99</b>  | BBQ-DB1     |
|      | EXTRA STUD 1 5/8 x 35"  | <b>4.99</b>  | BBQ-S15835  |
|      | CTT Counter top Support 32" (includes 2 HC connectors)          | <b>9.99</b>  | BBQ-CTT     |
|      | Bar Gap Filler—used to connect over hang around a corner        | <b>14.99</b> | BBQ-BGF     |
|      | Cement Board Stucco—white color—4 gallons (Same price as paint) | <b>99.99</b> | BBQ-Stc-W   |
|      | Stucco Adhesive—1 gallon— paint on before applying stucco       | <b>29.99</b> | BBQ-Stc-Adh |
|      | Tube Corner   | <b>14.99</b> | BBQ-TC      |



Jacqui Webb at the 2018 International Pool & Spa Show in Las Vegas where BBQ Coach was a top exhibitor!



# BBQ COACH Components

We Reserve the Right to Change the prices in this catalog at anytime. Final Prices Online



| QTY. | Description             | PART #     | SALE          | MSRP           |
|------|-------------------------|------------|---------------|----------------|
|      | 14x20 Vertical Door     | BBQ-1420VD | <b>129.99</b> | <b>249.99</b>  |
|      | 14 x 20 Horizontal Door | BBQ-2014HD | <b>129.99</b> | <b>249.99</b>  |
|      | 24" Double Doors        | BBQ-24DD   | <b>169.99</b> | <b>287.49</b>  |
|      | 31" Double Doors        | BBQ-31DD   | <b>199.99</b> | <b>324.99</b>  |
|      | Paper Towel Bin         | BBQ-PTB    | <b>99.99</b>  | <b>199.99</b>  |
|      | Single Drawer           | BBQ-1DR    | <b>199.99</b> | <b>399.98</b>  |
|      | Double Drawer           | BBQ-2DR    | <b>299.99</b> | <b>437.49</b>  |
|      | Triple Drawer           | BBQ-3DR    | <b>399.99</b> | <b>537.49</b>  |
|      | Trash Drawer            | BBQ-TD     | <b>297.99</b> | <b>424.99</b>  |
|      | Propane Drawer          | BBQ-PRO    | <b>276.99</b> | <b>424.99</b>  |
|      | 2 drawer / door combo   | BBQ-Combo2 | <b>449.99</b> | <b>899.98</b>  |
|      | ICE BIN                 | BBQ-ICE    | <b>350.99</b> | <b>700</b>     |
|      | 4 Burner Grill          | BBQ-Grill4 | <b>Online</b> | <b>1799.00</b> |
|      | Double Side Burner      | BBQ-SB2    | <b>349.99</b> | <b>749.99</b>  |
|      | 15"x5" vent             |            | <b>\$20</b>   | <b>24.95</b>   |





BBQ Coach is a Professional Builder of Outdoor Kitchens since 1998. We have now helped over 10,000 Home Owners build the outdoor kitchens of their dreams, saving them thousands of dollars. Our products are Heavy Duty and Approved for All Weather Climates.

**BBQ COACH is the #1 DIY OUTDOOR KITCHEN Store Online With BIG BOX STORE Prices!**



#### **14 DAY RETURN POLICY**

14 days from day of delivery. No exceptions to the 14 day rule. Buyer pays shipping both ways plus a 20% restocking fee. Items must be new and in the original packaging. We do not accept returns without the original box. Pro Panel Modules, Stucco & Fire Magic grills are sold all sales final.





# Need Help? Use Our Shopping List Service

For \$10. our Outdoor Kitchen Designer Will review your top view drawing and email you a part list to order online.

## Step 1.

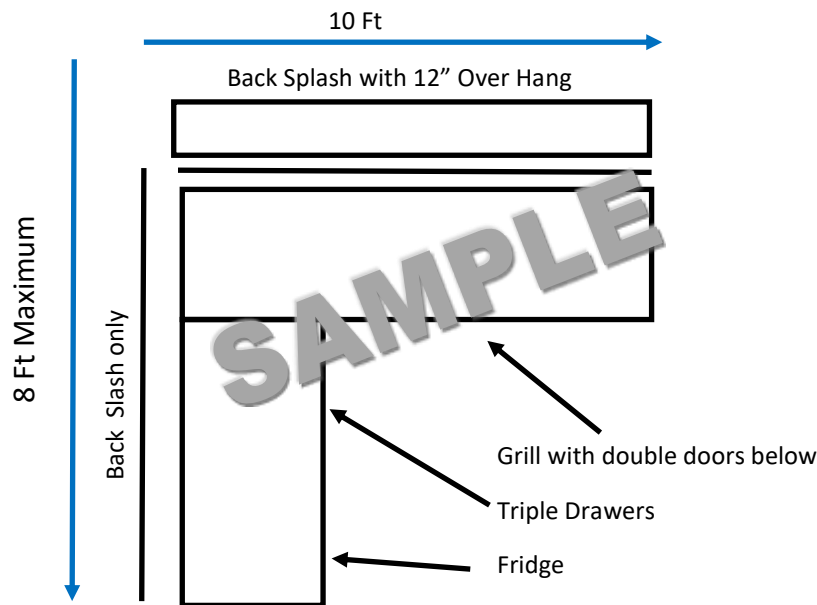
Visit [www.BbqCoach.com](http://www.BbqCoach.com) and click on Shopping List to place your order online. After placing your order you can download the design forms that help us to better know what you want.

## Step 2.

Email your top view drawing like the sample below along with your completed design forms. Email to: [bbqcoachdesign@gmail.com](mailto:bbqcoachdesign@gmail.com) Make sure you include your order #. Please do not send long letters and extra materials as it can make more confusion than help.

## Step 3.

Allow 3-5 business days and we email you back a shopping list. All sale prices and shipping cost are calculated on the website. *Only 1 plan per order. Any changes require a new order & payment.*



### Shopping List is for the Frame Parts Only.

Once you build your frame you will need to visit your local Home Depot or Lowes for additional items to complete your BBQ Island.

#### Items to buy locally which saves you on Shipping

- 3x5x 1/2" (\$10) or 4ft x 8ft x 1/2" (\$22.) cement board
- Composite Decking Boards around \$19 for 8ft
- Home Depot Veranda Decking Board or Trex at Lowes
- Screws for the decking board and the cement board
- Stone, tile, concrete, granite for siding and counter tops.
- Safety glasses, gloves, vice clamps, 3" magnetic drill bit...